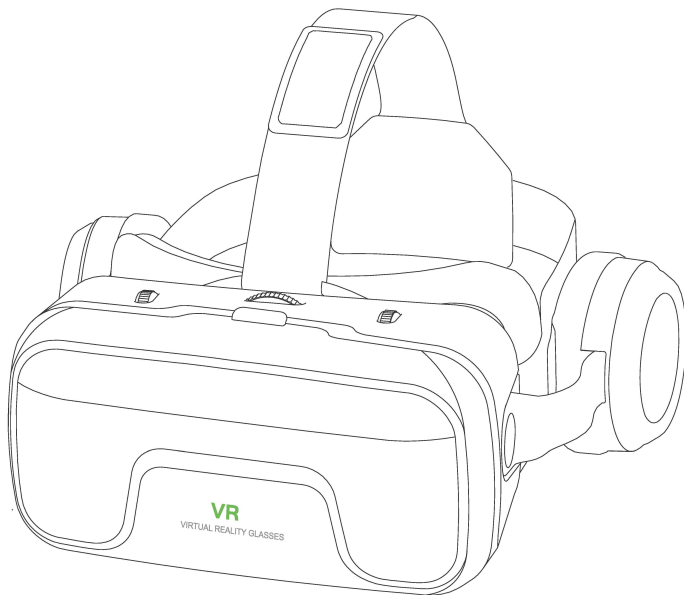


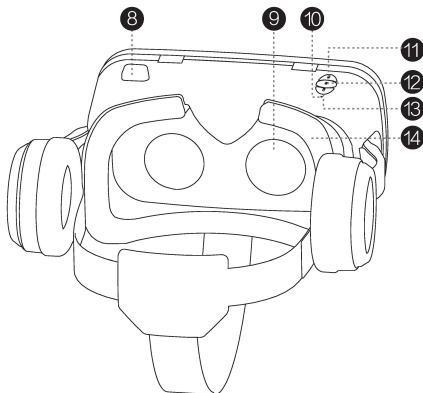
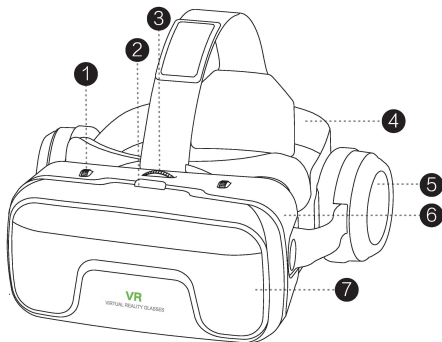
VR

VIRTUAL REALITY GLASSES

USER GUIDE

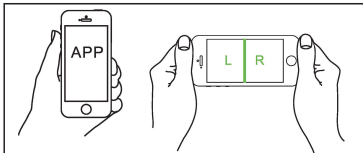


Introduction



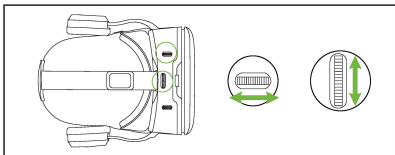
1. Focal Distance Adjustment
2. Device buckle
3. Pupil Distance Adjustment
4. Ergonomic Belt
5. Headset
6. Device body
7. Removable Panel
8. Touch screen button
9. Optical lens
10. Hidden microphone
11. Volume +
12. Multifunction button
13. Volume -
14. Leather Patch

User guide



2 How to use

Open the cover plate (as shown in right picture), put your cell phone into the VR headsets, make sure the cell phone screen is in the middle, then close the cover. Adjust the screen to the right direction.



4 Introduction of game play

Two ways to play VR games:

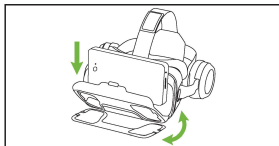
A: VR games can be controlled by gyroscope of smartphone, shaking your head or rotating to control the games (as shown in right picture)

B: VR games can be controlled by bluetooth gamepad, move all around or 360° rotate it.

Note: Most of VR games can be controlled by gyroscope, no need bluetooth gamepad, please refer to the game play tips to see if your device is necessary with it or not.

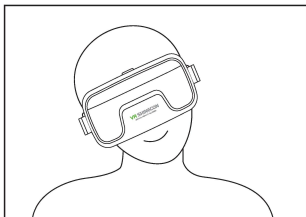
1 Download and play the video test

Enter Android market or IOS App store to download VR resources on mobile phone (better under WIFI connection), select and install APP according to mobile system, then download the videos or games to test whether the device are split screen on the left & right sides and can play normally.

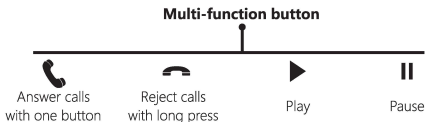


3 Adjustment function


Adjust the pupil distance once wear the VR headsets, adjust the focal distance to get the best experience. It's also compatible with nearsighted person.




5 Introduction of multi-function button



Thank you for purchasing VR Shinecon SC-G04EA
Please check the detailed list.



1 pcs manual



Clean cloth*1



1pcs device

After-sales service:

- 1.Any quality problems within 7 days you bought VR shinecon, we accept sales return and refund the cost for you or change same item for free.
- 2.Any quality problems within 15 days you bought VR shinecon, we accept change same item for free.
- 3.Repair for free within 3 months.

Out of warranty:

- 1.Lack of valid invoice or not within the warranty period.
- 2.Not "Manual" require the use, maintenance, custody and led to the failure or damage.
- 3.Damages caused by fire, water flood, thunderstroke etc force majeure factors.
- 4.Malfunction as disassemble, refit.
- 5.Can not use suitable for your phone or network.

Important Note:

Please keep all the packaging and accessories when sales return.
Please contact us by wechat, hotline or official website.

Kindly remind: In order to improve your viewing comfort, the appropriate angle of back and seat is better to be 60°. In order to protect your vision, we suggest your viewing time should not be more than 30 minutes.